

Sample Name: CBD Oil Peppermint  
 LIMS Sample ID: 190307P007  
 Batch #:  
 Sample Metrc ID:  
 Sample Type: Infused, Liquid Edible  
 Batch Count:  
 Sample Count:  
 Unit Volume: 30 Milliliters per Unit  
 Serving Volume: 0.5 Milliliters per Serving

Date Collected: 03/07/2019  
 Date Received: 03/07/2019  
 Tested for: Core CBD  
 License #:  
 Address:  
 Produced by:  
 License #:  
 Address:  
 Overall result for batch:

### Moisture Test Results

Moisture	% NT

### Cannabinoid Test Results

03/08/2019

Cannabinoid analysis utilizing High Performance Liquid Chromatography (HPLC, QSP 5-4-4-4)

	mg/mL	LOD mg/mL	LOQ mg/mL
THC	ND	0.000034	0.001
THCa	ND	0.000066	0.001
CBD	7.881	0.000057	0.001
CBDa	0.007	0.000038	0.001
CBN	ND	0.000029	0.001
CBDV	ND	0.000065	0.001
CBDVa	ND	0.00003	0.001
CBG	ND	0.000086	0.001
CBGa	ND	0.000072	0.001
THCV	ND	0.000035	0.001
Δ8 - THC	ND	0.000083	0.001
CBC	ND	0.000095	0.001

**Sum of Cannabinoids: 7.888 236.640 mg/Unit**

Total THC (Δ9THC+0.877\*THCa) ND ND  
 Total CBD (CBD+0.877\*CBDa) 7.887 236.610 mg/Unit

	Action Limit mg	
THC per Unit	1000.0	ND
THC per Serving		ND

### Microbiological Test Results

PCR and fluorescence detection of microbiological impurities

	NT	Action Limit
Shiga toxin-producing Escherichia coli	NT	
Salmonella spp.	NT	
Aspergillus fumigatus	NT	
Aspergillus flavus	NT	
Aspergillus niger	NT	
Aspergillus terreus	NT	

### Heavy Metal Test Results

Heavy metal analysis utilizing Inductively Coupled Plasma Mass Spectrometry (ICP-MS)

	µg/g	Action Limit µg/g	LOD µg/g	LOQ µg/g
Cadmium	NT			
Lead	NT			
Arsenic	NT			
Mercury	NT			

### Mycotoxin Test Results

Mycotoxin analysis utilizing HPLC-Mass Spectrometry

	µg/kg	Action Limit µg/kg	LOD µg/kg	LOQ µg/kg
Aflatoxin B1, B2, G1, G2	NT			
Ochratoxin A	NT			

### Water Activity Test Results

Water Activity	Aw NT	Action Limit Aw

### Terpene Test Results

03/15/2019

Terpene analysis utilizing Gas Chromatography - Flame Ionization Detection (GC - FID)

	mg/g	%	LOD mg/g	LOQ mg/g
☑ Bisabolol	ND	ND	0.02	0.07
☑ Pinene	0.09	0.009	0.02	0.07
3 Carene	ND	ND	0.02	0.07
Borneol	0.24	0.024	0.02	0.07
☑ Caryophyllene	0.24	0.024	0.02	0.07
Geraniol	0.07	0.007	0.02	0.07
☑ Humulene	<LOQ	<LOQ	0.02	0.07
Terpinolene	ND	ND	0.02	0.07
Valencene	<LOQ	<LOQ	0.02	0.07
Menthol	2.55	0.255	0.02	0.07
Nerolidol	ND	ND	0.02	0.07
Camphene	ND	ND	0.02	0.07
Eucalyptol	0.60	0.060	0.02	0.07
☑ Cedrene	ND	ND	0.02	0.07
Camphor	ND	ND	0.02	0.07
(-)-Isopulegol	ND	ND	0.02	0.07
Sabinene	<LOQ	<LOQ	0.02	0.07
☑ Terpinene	<LOQ	<LOQ	0.02	0.07
☑ Terpinene	ND	ND	0.02	0.07
Linalool	ND	ND	0.02	0.07
Limonene	0.32	0.032	0.02	0.07
Myrcene	ND	ND	0.02	0.07
Fenchol	ND	ND	0.02	0.07
☑ Phellandrene	ND	ND	0.02	0.07
Caryophyllene Oxide	ND	ND	0.02	0.07
Terpineol	<LOQ	<LOQ	0.02	0.07
☑ Pinene	0.12	0.012	0.02	0.07
R-(+)-Pulegone	0.14	0.014	0.02	0.07
Geranyl Acetate	ND	ND	0.02	0.07
Citronellol	ND	ND	0.02	0.07
p-Cymene	ND	ND	0.02	0.07
Ocimene	<LOQ	<LOQ	0.02	0.07
Guaiol	<LOQ	<LOQ	0.02	0.07
Phytol	ND	ND	0.02	0.07
Isoborneol	ND	ND	0.02	0.07

**Total Terpene Concentration: 4.37 0.437**

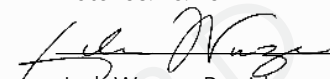
### Sample Certification



Scan to verify at sclabs.com  
 Sample must be marked as public to be viewable



Mackenzie Whitman, LQC Verified By  
 Date: 03/15/2019



Josh Wurzer, President  
 Date: 03/15/2019

# Certificate of Analysis

\*Amendment to CoA 190307P007-001

Sample Name: CBD Oil Peppermint  
 LIMS Sample ID: 190307P007  
 Batch #:  
 Sample Metrc ID:  
 Sample Type: Infused, Liquid Edible  
 Batch Count:  
 Sample Count:  
 Unit Volume: 30 Milliliters per Unit  
 Serving Volume: 0.5 Milliliters per Serving

Date Collected: 03/07/2019  
 Date Received: 03/07/2019  
 Tested for: Core CBD  
 License #:  
 Address:  
 Produced by:  
 License #:  
 Address:  
 Overall result for batch:

## Pesticide Test Results

Pesticide, Fungicide and plant growth regulator analysis utilizing HPLC-Mass Spectrometry and GC-Mass Spectrometry

	µg/g	Action Limit µg/g	LOD µg/g	LOQ µg/g
Abamectin	NT			
Acephate	NT			
Acequinocyl	NT			
Acetamiprid	NT			
Azoxystrobin	NT			
Bifentazate	NT			
Bifenthrin	NT			
Boscalid	NT			
Captan	NT			
Carbaryl	NT			
Chlorantraniliprole	NT			
Clofentezine	NT			
Cyfluthrin	NT			
Cypermethrin	NT			
Diazinon	NT			
Dimethomorph	NT			
Etoxazole	NT			
Fenhexamid	NT			
Fenpyroximate	NT			
Fonicamid	NT			
Fludioxonil	NT			
Hexythiazox	NT			
Imidacloprid	NT			
Kresoxim-methyl	NT			
Malathion	NT			
Metalaxyl	NT			
Methomyl	NT			
Myclobutanil	NT			
Naled	NT			
Oxamyl	NT			
Pentachloronitrobenzene	NT			
Permethrin	NT			
Phosmet	NT			
Piperonylbutoxide	NT			
Prallethrin	NT			
Propiconazole	NT			
Pyrethrins	NT			
Pyridaben	NT			
Spinetoram	NT			
Spinosad	NT			
Spiromesifen	NT			
Spirotetramat	NT			
Tebuconazole	NT			
Thiamethoxam	NT			
Trifloxystrobin	NT			

## Pesticide Test Results

Pesticide, Fungicide and plant growth regulator analysis utilizing HPLC-Mass Spectrometry and GC-Mass Spectrometry

	µg/g	Action Limit µg/g	LOD µg/g	LOQ µg/g
Aldicarb	NT			
Carbofuran	NT			
Chlordane	NT			
Chlorfenapyr	NT			
Chlorpyrifos	NT			
Coumaphos	NT			
Daminozide	NT			
DDVP (Dichlorvos)	NT			
Dimethoate	NT			
Ethoprop(hos)	NT			
Etofenprox	NT			
Fenoxycarb	NT			
Fipronil	NT			
Imazalil	NT			
Methiocarb	NT			
Methyl parathion	NT			
Mevinphos	NT			
Padlobutrazol	NT			
Propoxur	NT			
Spiroxamine	NT			
Thiacloprid	NT			


## Foreign Material Test Results


NT

## Sample Certification



Scan to verify at sclabs.com  
 Sample must be marked as public to be viewable

  
 Mackenzie Whitman, LQC Verified By  
 Date: 03/15/2019

  
 Josh Wurzer, President  
 Date: 03/15/2019

# Certificate of Analysis

\*Amendment to CoA 190307P007-001

Sample Name: CBD Oil Peppermint  
 LIMS Sample ID: 190307P007  
 Batch #:  
 Sample Metrc ID:  
 Sample Type: Infused, Liquid Edible  
 Batch Count:  
 Sample Count:  
 Unit Volume: 30 Milliliters per Unit  
 Serving Volume: 0.5 Milliliters per Serving

Date Collected: 03/07/2019  
 Date Received: 03/07/2019  
 Tested for: Core CBD  
 License #:  
 Address:  
 Produced by:  
 License #:  
 Address:  
 Overall result for batch:

## Residual Solvent Test Results

Residual Solvent analysis utilizing Gas Chromatography - Mass Spectrometry (GC - MS)

	µg/g	Action Limit µg/g	LOD µg/g	LOQ µg/g
1,2-Dichloroethane	NT			
Benzene	NT			
Chloroform	NT			
Ethylene Oxide	NT			
Methylene chloride	NT			
Trichloroethylene	NT			
Acetone	NT			
Acetonitrile	NT			
Butane	NT			
Ethanol	NT			
Ethyl acetate	NT			
Ethyl ether	NT			
Heptane	NT			
Hexane	NT			
Isopropyl Alcohol	NT			
Methanol	NT			
Pentane	NT			
Propane	NT			
Toluene	NT			
Total Xylenes	NT			


## Note


## Batch Photo

## Sample Certification



Scan to verify at [sclabs.com](http://sclabs.com)  
 Sample must be marked as public to be viewable

  
 Mackenzie Whitman, LQC Verified By  
 Date: 03/15/2019

  
 Josh Wurzer, President  
 Date: 03/15/2019